



Distributors of  
B.E.G. – LUXOMAT Sensors

**Energy Efficient Lighting Control**  
**Sensors Catalogue**



CV Plus

## INDEX

- Page 3** : RC-Plus Outdoor Motion Detectors.
- Page 4** : PD-2 Ceiling Mount Occupancy Sensors.
- Page 5** : PD-2 Slave Detectors With Circular Detection Area.  
BL-2 Ceiling Mount Motion Detectors.
- Page 6** : PD-3 Ceiling Mount Motion Detectors.
- Page 7** : PD-4 Ceiling Mount Occupancy Detectors.
- Page 8** : PD-4 Slave Detectors With Extended Range.  
PD-4N Ceiling Mount Motion Detectors.
- Page 9** : PD-4N Ceiling Mount Motion Detectors.  
Great Height Ceiling Mount Motion Detectors.
- Page 10** : Wall Detector.  
Microwave Motion Detectors.
- Page 11** : Accessories

## APPLICATION ABBREVIATIONS

<b>Application</b>	<b>Model</b>
Small Office	PD2/PD11
Open Plan Office	PD2 / PD4 / PD4-M-D40
Conference & Meeting Room	PD4 / PD4-M-D40
Classrooms	PD4 / PD4-M-D40 / PD4-M-TRIO
Lavatories	PD3-MIC
Corridors / Hallways	PD4-C
Stairways	180TR
Gymnasiums	PD4 / PD4GH
Warehouses	PD4-Gh
Underground Carports	PD4 / RC PLUS
Outdoor Areas	RC PLUS



## RC-PLUS

### OUTDOOR MOTION DETECTORS



20m

#### 93321- Outdoor Motion Detector

RC-plus next N 130  
Voltage: 110 – 240 V AC 50 / 60 Hz  
Dimensions: 121 x 71 x 85 mm  
Power consumption: approx. 0.5 W  
130 Degree, IP54, Mounting Height : 2.5m  
Switching output (1 Channel)



20m

#### 93331 - Outdoor Motion Detector

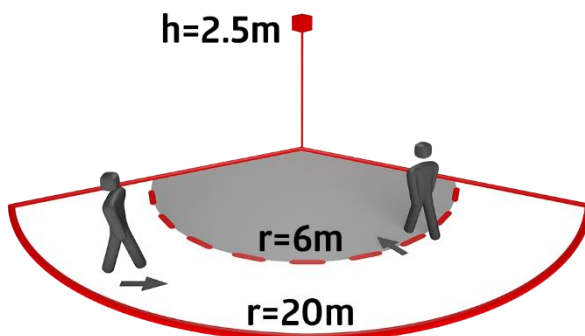
RC-plus next N 230  
Voltage: 110 – 240 V AC 50 / 60 Hz  
Dimensions: 121 x 71 x 85 mm  
Power consumption: approx. 0.5 W  
Switching output (1 Channel) KNX  
800 m<sup>2</sup> / 2.5 m mounting height



20m

#### 93341 - Outdoor Motion Detector

RC-plus next N 280  
Voltage: 110 – 240 V AC 50 / 60 Hz  
Dimensions: 121 x 71 x 85 mm  
Power consumption: approx. 0.5 W  
Switching output (1 Channel)  
970 m<sup>2</sup> / 2.5 m recommended mounting height





## PD-2 SENSORS

### CEILING MOUNT OCCUPANCY SENSORS



10m

#### 92565 - Ceiling Mount Occupancy Sensor

PD2-M-1C-FC  
Voltage: 110 – 240 V AC 50 / 60 Hz  
Dimensions:  $\varnothing$  80 x 85 mm  
Power consumption: approx. 0.4 W



10m

#### 92165 - Occupancy Detector With Circular Detection

PD2-M-2C-FC  
Voltage: 110 – 240 V AC 50 / 60 Hz  
Dimensions:  $\varnothing$  80 x 85 mm  
Power consumption: approx. 0.5 W  
Ceiling Mounted  
2 Channel



10m

#### 92550 - Ceiling Mount Occupancy Sensor

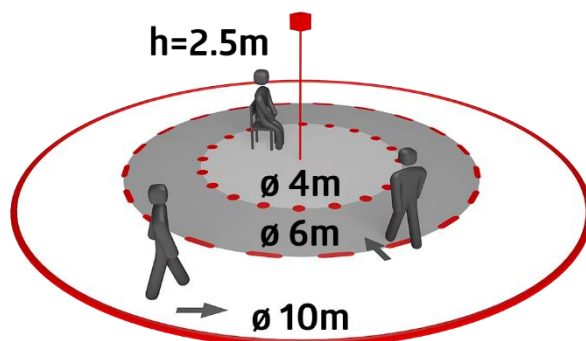
PD2-M-1C-SM  
Voltage: 110 – 240 V AC 50 / 60 Hz  
Dimensions:  $\varnothing$  98 x 47 mm  
Power consumption: approx. 0.4 W



10m

#### 92150 - Occupancy Detector With Circular Detection


PD2-M-2C-SM  
Voltage: 110 – 240 V AC 50 / 60 Hz  
Dimensions:  $\varnothing$  98 x 47 mm  
Power consumption: approx. 0.5 W  
Surface Mount, 2 Channel  
78 m<sup>2</sup> / 2.5 m mounting height






# CV Plus

## SLAVE DETECTORS WITH CIRCULAR DETECTION AREA



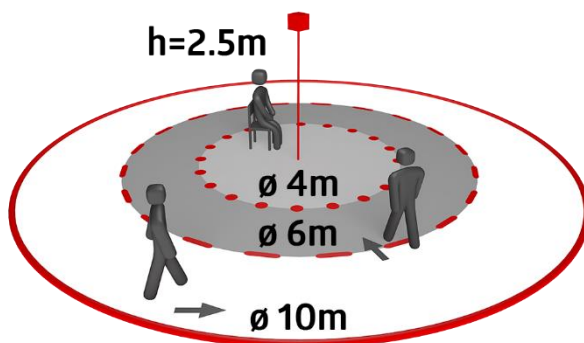
**92166 - Slave Detector With Circular Detection Area**  
PD2-S-FC  
Voltage: 110 – 240 V AC 50 / 60 Hz  
Dimensions: Ø 80 x 85 mm  
Power consumption: approx. 0.2 W  
78 m<sup>2</sup> / 2.5 m mounting height

10m




**92152 - Slave Detector With Circular Detection Area**  
PD2-S-SM  
Voltage: 110 – 240 V AC 50 / 60 Hz  
Dimensions: Ø 98 x 50 mm  
Power consumption: approx. 0.2 W  
78 m<sup>2</sup> / 2.5 m mounting height

10m



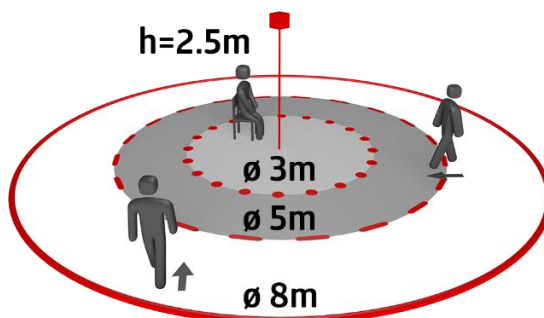
## CEILING MOUNT MOTION DETECTORS



**93317 - Ceiling Mount Motion Detector**  
BL2-FC  
Voltage: 110 – 240 V  
Dimensions: Ø 80 x 61 mm  
Power consumption: 0.3 W  
50 m<sup>2</sup> / 2.5 m mounting height  
IP23 / Class II

10m

Surface mount base (Model 93256) available to suit BL-2. See ACCESSORIES page.





## PD-3 SENSORS



20m

### 92190 - Ceiling Mount Motion Detector

PD3N-1C-SM

Voltage: 110 – 240 V AC 50 / 60 Hz

Dimensions: Ø 106 x 53 mm

Power consumption: approx. 0.5 W

1x  $\mu$ -contact, NO contact with tungsten pre-make contact  
Switching output, switching output (1 Channel)



10m

### 92196 - Ceiling Mount Motion Detector

PD3N-1C-FC

Voltage: 110 – 240 V AC 50 / 60 Hz

Dimensions: Ø 83 x 81 mm

Power consumption: approx. 0.5 W

1x  $\mu$ -contact, NO contact with tungsten pre-make contact  
78 m<sup>2</sup> / 2.5 m mounting height



10m

### 92198 - Ceiling Mount Motion Detector

PD3N-2C-FC

Voltage: 110 – 240 V AC 50 / 60 Hz

Dimensions: Ø 83 x 81 mm

Power consumption: approx. 0.5 W

1x  $\mu$ -contact, NO contact with tungsten pre-make contact  
Switching output, switching output (2 Channel)



10m

### 92184 - Ceiling Mount Motion Detector

PD3N-1C-FC Micro

Voltage: 110 – 240 V AC 50 / 60 Hz

Dimensions: Ø 83 x 81 mm

Power consumption: approx. 0.5 W

78 m<sup>2</sup> / 2.5 m mounting height

Includes built  
in microphone  
for audio



10m

### 92219 - Ceiling Mount Motion Detector

PD3N-1C-SM Micro

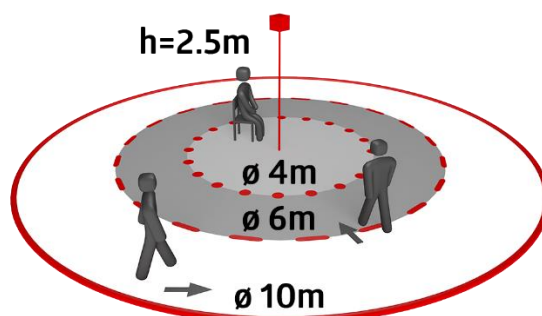
Voltage: 110 – 240 V AC 50 / 60 Hz

Dimensions: Ø 106 x 53 mm

Power consumption: approx. 0.5 W

78 m<sup>2</sup> / 2.5 m mounting height

IP44 / Class II





## PD-4

### CEILING MOUNT OCCUPANCY DETECTORS

24m



#### 92585 - Ceiling Mount Occupancy Detector

PD4-M-1C-FC

Voltage: 110 – 240 V AC 50 / 60 Hz

Dimensions: Ø 97 x 103 mm

Power consumption: approx. 0.4 W

1x  $\mu$ -contact, dry NO contact with tungsten pre-make contact

IP20

24m



#### 92148 - Occupancy Detector With Extended Range

PD4-M-2C-FC

Voltage: 110 – 240 V AC 50 / 60 Hz

Dimensions: Ø 97 x 103 mm

Power consumption: approx. 0.5 W

1x  $\mu$ -contact, NO contact with tungsten pre-make contact

Ceiling Mounted, IP20

24m



#### 92580 - Ceiling Mount Occupancy Detector

PD4-M-1C-SM

Voltage: 110 – 240 V AC 50 / 60 Hz

Dimensions: Ø 98 x 63 mm

Power consumption: approx. 0.4 W

1x  $\mu$ -contact, dry NO contact with tungsten pre-make contact

Surface Mount, IP20

24m



#### 92140 - Occupancy Detector With Extended Range

PD4-M-2C-SM

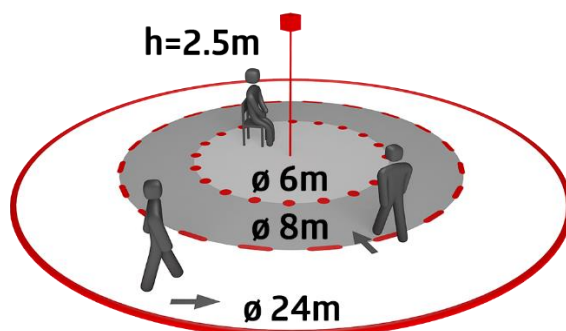
Voltage: 110 – 240 V AC 50 / 60 Hz

Dimensions: Ø 101 x 76 mm

Power consumption: approx. 0.5 W

1x  $\mu$ -contact, NO contact with tungsten pre-make contact

IP54, 2 Channel





## PD-4 Continued

### SLAVE DETECTORS WITH EXTENDED RANGE



24m

#### 92254 - Slave Detector With Extended Range

PD4-S-FC

Voltage: 110 – 240 V AC 50 / 60 Hz

Dimensions: Ø 97 x 103 mm

Power consumption: approx. 0.2 W

450 m<sup>2</sup> / 2.5 m mounting height

IP20 / Class II



30m

#### 92142 - Slave Detector With Extended Range

PD4-S-SM

Voltage: 110 – 240 V AC 50 / 60 Hz

Dimensions: Ø 101 x 76 mm

Power consumption: approx. 0.2 W

450 m<sup>2</sup> / 2.5 m mounting height

IP54 / Protection Class II

## PD-4N

### CEILING MOUNT MOTION DETECTORS



24m

#### 92144 - Ceiling Mounted Motion Dectector

PD4N-1C-SM

Voltage: 110 – 240 V AC 50 / 60 Hz

Dimensions: Ø 109 x 65 mm

Power consumption: approx. 0.5 W

450 m<sup>2</sup> / 2.5 m mounting height

IP44 / Class II



24m

#### 92149 - Ceiling Mounted Motion Detector

PD4N-1C-FC

Voltage: 110 – 240 V AC 50 / 60 Hz

Dimensions: Ø 106 x 90 mm

Power consumption: approx. 0.5 W

IP23

Ceiling-mounted - 2.5m



40m

### 92274 - Ceiling Mount Motion Detector

PD4N-1C-C-FC  
Voltage: 110 – 240 V AC 50 / 60 Hz  
Dimensions: Ø 106 x 90 mm  
Power consumption: approx. 0.4 W  
250 m<sup>2</sup> / 2.5 m mounting height  
IP23 / Class II

92274  
Corridor  
Detectors  
40m x 5m



40m

### 92270 - Ceiling Mount Motion Detector

PD4N-1C-C-SM  
Voltage: 110 – 240 V AC 50 / 60 Hz  
Dimensions: Ø 109 x 65 mm  
Power consumption: approx. 0.4 W  
250 m<sup>2</sup> / 2.5 m mounting height  
IP44 / Class II

92270  
Corridor  
Detectors  
40m x 5m



19m

### 93288 - Ceiling Mount Motion Detector

BL4-FC  
Voltage: 110 – 240 V AC 50 / 60 Hz  
Dimensions: Ø 104.5 x 84 mm  
Power consumption: approx. 0.3 W  
280 m<sup>2</sup> / 2.5 m mounting height  
IP20 / Class II

93288  
Circular Range  
Detectors  
19m

Surface mount base (Model 93183) available to suit BL-4. See ACCESSORIES page.



32m

### 93284 - Ceiling Mount Motion Detector

BL4-C-FC  
Voltage: 110 – 240 V AC 50 / 60 Hz  
Dimensions: Ø 104.5 x 84 mm  
Power consumption: approx. 0.3 W  
200 m<sup>2</sup> / 2.5 m mounting height  
IP20 / Class II

93284  
Corridor  
Detectors  
32m x 4m

## GREAT HEIGHT CEILING MOUNT OCCUPANCY SENSORS



30m

### 92245 - High-Bay Ceiling Mount Occupancy Detector

PD4-M-1C-GH-SM  
Voltage: 110 – 240 V AC 50 / 60 Hz  
Dimensions: Ø 98 x 63 mm  
Power consumption: approx. 0.5 W  
1x µ-contact, dry NO contact with tungsten pre-make contact  
Surface Mount, IP20



30m

### 92265 - Slave Device For High-Bay Applications

PD4-S-GH-SM  
Voltage: 110 – 240 V AC 50 / 60 Hz  
Dimensions: Ø 101 x 76 mm  
Power consumption: approx. 0.2 W  
Horizontal 360° oval (Ceiling mounting)  
Range : 30m x 19m



# CV Plus

## WALL DETECTOR



10m

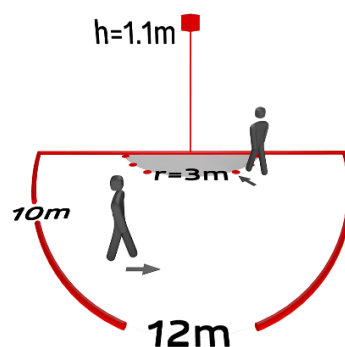
### 92623 - Wall Detector

Indoor 180-R covering included  
Voltage: 110 – 240 V AC 50 / 60 Hz  
Dimensions: covering included 87 x 87 x 61 mm  
Power consumption: approx. 0.5 W  
1x  $\mu$ -contact, NO contact with tungsten pre-make contact



### 92141 - Surface Mount Socket

Surface mounting socket Indoor 180  
Dimensions: 88 x 88 x 42 mm  
Degree / class of protection: IP54  
Impact strength: IK05



## HF-MD

## MICROWAVE MOTION DETECTOR



16m

### 94401 - Microwave Motion Detector

HF-MD1  
Voltage: 230 V AC +/- 10% 50 / 60 Hz  
Dimensions: 101 x 42 x 42 mm  
Power consumption: approx. 1.2 W  
Horizontal 360° (Ceiling mounting)  
Range : 0.4 – 16 m



16m

### 94402 - Microwave Motion Detector

HF-MD2-SM  
Voltage: 230 V AC +/- 10% 50 / 60 Hz  
Dimensions:  $\varnothing$  117 x 45 mm  
Power consumption: approx. 1.2 W  
Horizontal 360° (Ceiling mounting)  
Range : 0.4 – 16 m



## ACCESSORIES



### 92199 - Wire Cage

Wire basket BSK  
Dimensions: 200 x 90 mm  
Impact strength: IK09  
Housing: coated steel basket  
White



### 92161- SM Socket IP54 For PD2- / PD4-SM

SM socket IP54 for PD2- / PD4-SM  
Dimensions:  $\varnothing$  100 x 15 mm  
Degree / class of protection: IP54  
Housing: polycarbonate, UV-resistant



### 93179 - Pendant Mount For Surface-Mounted Devices

Pendulum mounting set PD2/3/4 SM  
Dimensions: 1 : 113 x 79 mm, 2 :  $\varnothing$  113 x 34 mm  
Housing: polycarbonate, UV-resistant  
Material color: white, similar to RAL9010



### 93256 - Surface Mount For BL2 FC Devices

Mounting set BL2-SM  
Dimensions:  $\varnothing$  109 x 50 mm  
Degree / class of protection: IP23  
Material color: white



### 93183

Mounting set BL4-SM  
Dimensions:  $\varnothing$  109 x 34 mm  
Impact strength: IK06  
Material color: white





# CV Plus

**For help with our products**

**Email : [sales@cvplus.com.au](mailto:sales@cvplus.com.au)**

**Website : [www.cvplus.com.au](http://www.cvplus.com.au)**